



ACTIVITY DASHBOARD

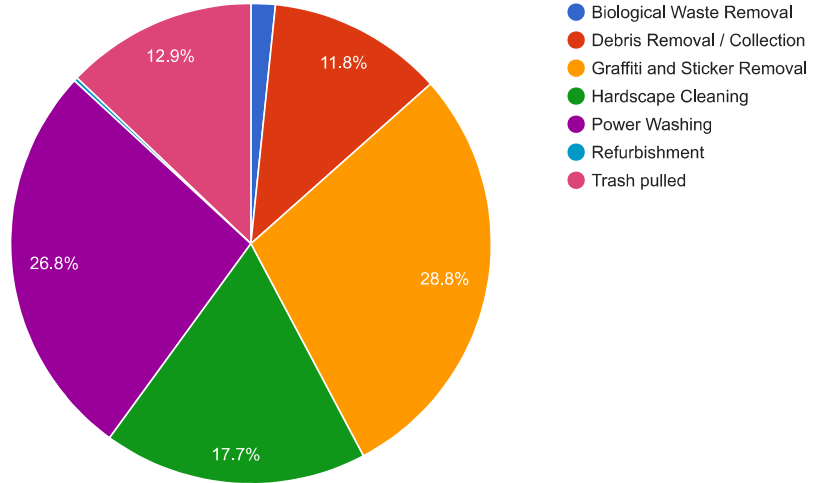
11/1/2024 11/30/2024

View

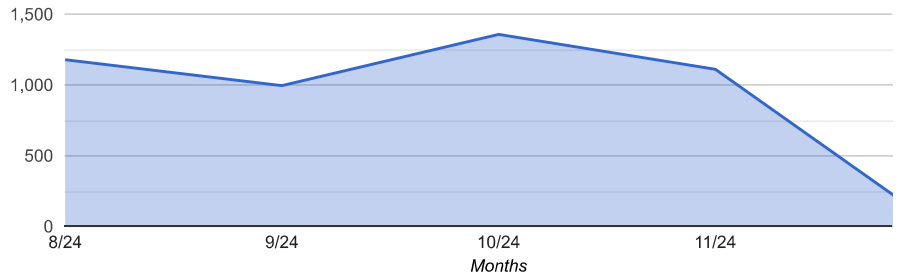
Overview Total Logs | Time Spent

TYPE	TOTAL
External Contact	29
Landscaping	9
Non-Compliance	0
Safety Program	85
Sanitation	1110
TOTAL	1233

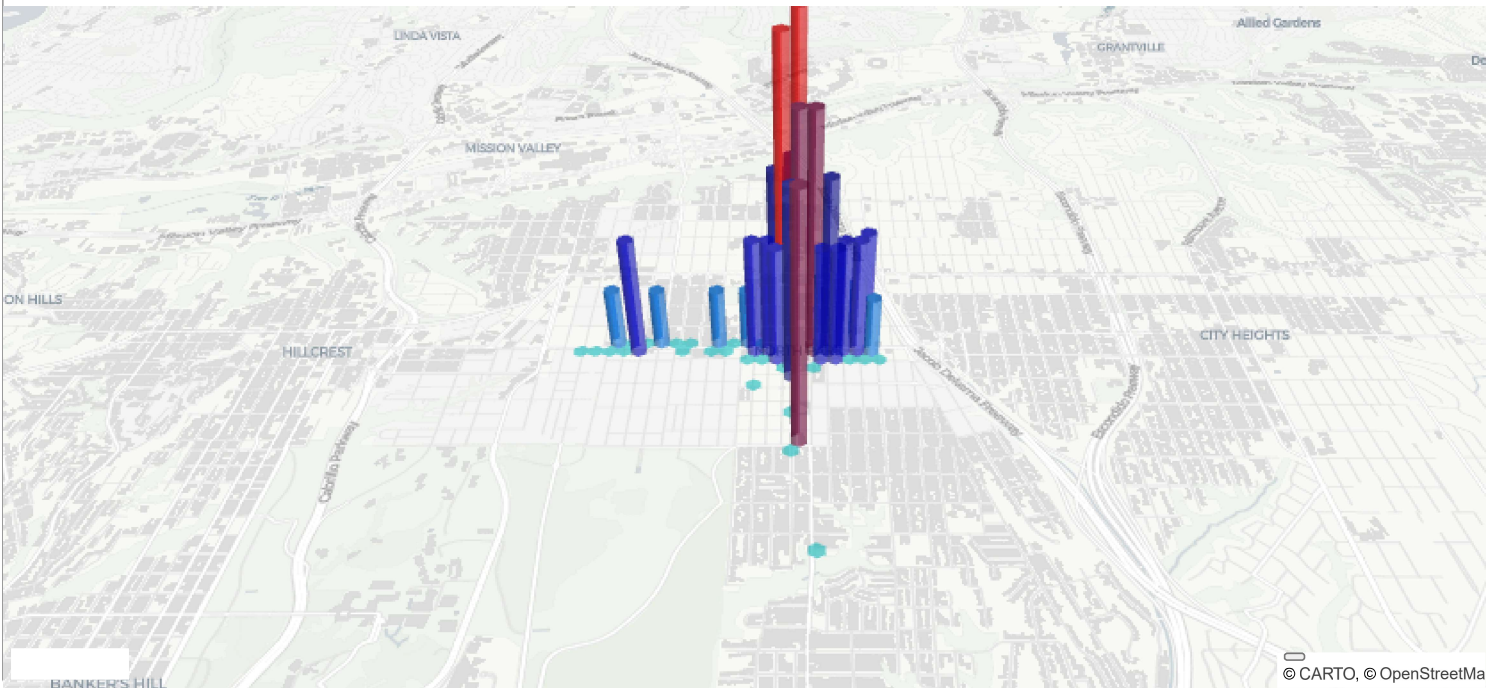
Sanitation : All Sub Types



Sanitation Annual Logs



Sanitation : All Sub Types - 11/1-11/30/2024



- No Active Alerts -

- No Active Notices -

TICKETS GENERATED

from 11/1 to 11/30/2024

21

Tickets created through the **CLEAN & SAFE APP**

21

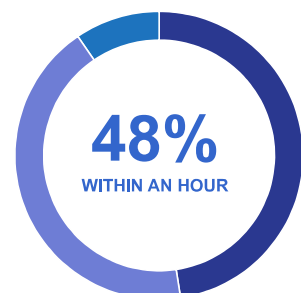
See more on the [Tickets Dashboard](#)

TICKET STATUS



- City Services - Use "Get It Done" App (1)
- Outside the Service Area (1)
- Resolved (19)

RESOLUTION TIME



- Hour (10)
- Half Day (9)
- Day (2)

AVERAGE TIME ON SITE:

The average time from starting a job until completion

4 MIN

Average response time is the time from a ticket reported to the time a worker arrives on site.

3 HRS 8 MIN

Team Performance

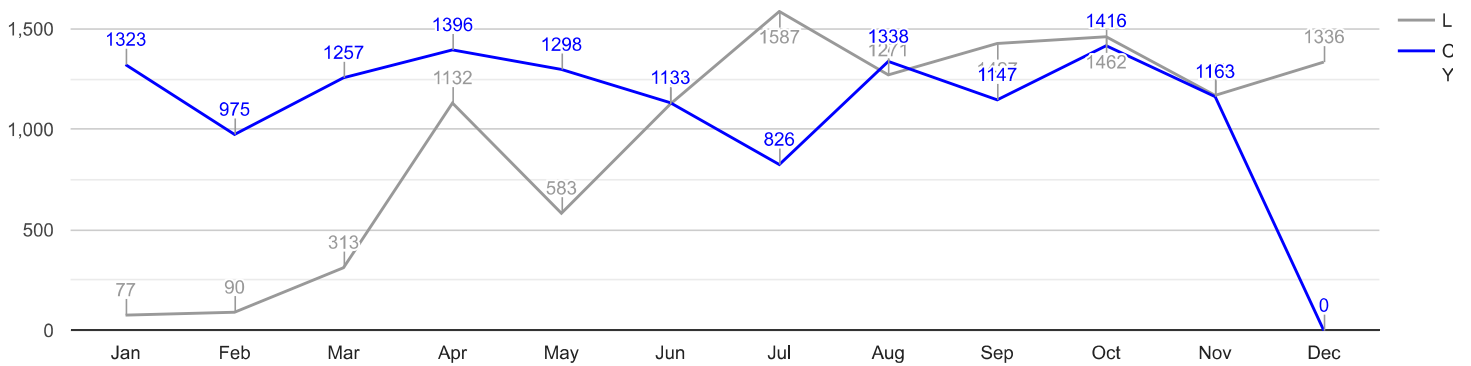
	7	10	13	16	19	22	25	28	1
NPMS Admin	0								
Freddie C	122								
Raymond C	172								
Ricky C	32								
Sergio C	141								
Joe F	123								
Kyle G	271								
John Gilman	0								
Mike K	3								

Business Activity

November 2 - Yesterday

A7D CREATIVE GRO...	1	<input type="checkbox"/>
BREAKFAST REPUB...	1	<input type="checkbox"/>
CECILIA'S HAIR FAS...	1	<input type="checkbox"/>
HOME + HOUND	1	<input type="checkbox"/>
KFC SAN DIEGO	1	<input type="checkbox"/>
ORIGINAL FORTY B...	1	<input type="checkbox"/>
SHANK & BONE	1	<input type="checkbox"/>

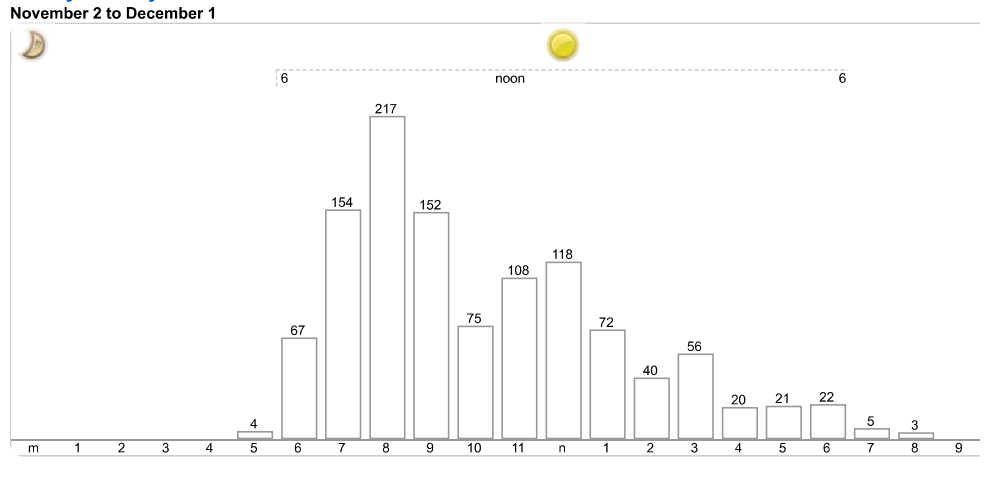
Log History



Month Activity Scale

Date	Logs	Day
Nov. 2	94	S
3	117	S
4	32	M
5	9	T
6	45	W
7	66	T
8	76	F
9	41	S
10	123	S
11	6	M
12	13	T
13	33	W
14	12	T
15	42	F
16	38	S
17	78	S
18	21	M
19	17	T
20	37	W
21	21	T
22	29	F
23	74	S
24	64	S
25	10	M
26	12	T
27	3	W
28	0	T
29	0	F
30	21	S
Dec. 1	27	S

Hourly Activity Scale



Peak Period Benchmarks

Logs since 6/3/2024: 7,124

Average Logs per Month: 1,018
Peak Month - October 2024 (1,416)

Average Logs per Week: 264
Peak Week - 10/27/24-11/2 (442)

Average Logs per Day: 40
Peak Day - Sunday 6/9/24 (175)

Usage Statistics

Last 30 days through December 1

Logs: 1,108
Log Photos: 1,736
Surveys: 0
Syncs: 90

POWERED BY